

2011 WWSU Staff School Climate Questionnaire



1. I get fair recognition and appreciation for my performance from:

	Strongly Disagree	Disagree	Agree	Strongly Agree	Rating Average	Rating Count
School Administrators	2.7% (1)	21.6% (8)	59.5% (22)	16.2% (6)	2.89	37
Teachers in your School	0.0% (0)	7.7% (3)	69.2% (27)	23.1% (9)	3.15	39
Parents	0.0% (0)	12.8% (5)	64.1% (25)	23.1% (9)	3.10	39
Supervisory Union-Level Staff	20.0% (7)	37.1% (13)	40.0% (14)	2.9% (1)	2.26	35
School Board Members	21.2% (7)	36.4% (12)	39.4% (13)	3.0% (1)	2.24	33
answered question						39
skipped question						0

2. Most of the school's students:

	Strongly Disagree	Disagree	Agree	Strongly Agree	Rating Average	Rating Count
Are eager to learn.	0.0% (0)	5.1% (2)	64.1% (25)	30.8% (12)	3.26	39
Have a positive attitude toward school.	0.0% (0)	0.0% (0)	66.7% (26)	33.3% (13)	3.33	39
Are willing to put effort into learning.	0.0% (0)	5.1% (2)	64.1% (25)	30.8% (12)	3.26	39
answered question						39
skipped question						0

3. The staff promotes an academic learning climate by establishing high expectations for all students.

	Strongly Disagree	Disagree	Agree	Strongly Agree	Rating Average	Rating Count
.	0.0% (0)	7.7% (3)	59.0% (23)	33.3% (13)	3.26	39
answered question						39
skipped question						0

4. Morale is high on the part of:

	Strongly Disagree	Disagree	Agree	Strongly Agree	Rating Average	Rating Count
Teachers	8.1% (3)	48.6% (18)	37.8% (14)	5.4% (2)	2.41	37
Students	0.0% (0)	2.6% (1)	84.6% (33)	12.8% (5)	3.10	39
Support Staff	5.4% (2)	32.4% (12)	54.1% (20)	8.1% (3)	2.65	37
School Administrators	0.0% (0)	45.7% (16)	48.6% (17)	5.7% (2)	2.60	35
answered question						39
skipped question						0

5. My school is a good place to work.

	Strongly Disagree	Disagree	Agree	Strongly Agree	Rating Average	Rating Count
.	0.0% (0)	8.3% (3)	61.1% (22)	30.6% (11)	3.22	36
answered question						36
skipped question						3

6. The staff provides a high quality of education to the students of this community.

	Strongly Disagree	Disagree	Agree	Strongly Agree	Rating Average	Rating Count
.	0.0% (0)	2.6% (1)	51.3% (20)	46.2% (18)	3.44	39
answered question						39
skipped question						0

7. I get support when I need it from:

	Strongly Disagree	Disagree	Agree	Strongly Agree	Rating Average	Rating Count
School Administrators	5.1% (2)	15.4% (6)	53.8% (21)	25.6% (10)	3.00	39
Department Heads	6.7% (1)	33.3% (5)	33.3% (5)	26.7% (4)	2.80	15
Teachers in your School	0.0% (0)	7.7% (3)	61.5% (24)	30.8% (12)	3.23	39
Parents	0.0% (0)	8.1% (3)	67.6% (25)	24.3% (9)	3.16	37
Supervisory Union-Level Staff	10.7% (3)	32.1% (9)	50.0% (14)	7.1% (2)	2.54	28
School Board Members	28.0% (7)	24.0% (6)	44.0% (11)	4.0% (1)	2.24	25
answered question						39
skipped question						0

8. I am satisfied that the school's building is:

	Strongly Disagree	Disagree	Agree	Strongly Agree	Rating Average	Rating Count
Well suited to students' learning needs.	2.6% (1)	7.7% (3)	64.1% (25)	25.6% (10)	3.13	39
Kept as clean as possible.	2.6% (1)	33.3% (13)	33.3% (13)	30.8% (12)	2.92	39
Repaired promptly when needed.	0.0% (0)	7.9% (3)	57.9% (22)	34.2% (13)	3.26	38
answered question						39
skipped question						0

9. My assigned duties and responsibilities are fair and reasonable.

	Strongly Disagree	Disagree	Agree	Strongly Agree	Rating Average	Rating Count
.	0.0% (0)	15.4% (6)	66.7% (26)	17.9% (7)	3.03	39
answered question						39
skipped question						0

10. School discipline is handled fairly.

	Strongly Disagree	Disagree	Agree	Strongly Agree	Rating Average	Rating Count
.	0.0% (0)	13.2% (5)	63.2% (24)	23.7% (9)	3.11	38
answered question						38
skipped question						1

11. I am satisfied with the quality of leadership provided by:

	Strongly Disagree	Disagree	Agree	Strongly Agree	Rating Average	Rating Count
The Superintendent of Schools	12.5% (4)	18.8% (6)	56.3% (18)	12.5% (4)	2.69	32
Other Supervisory Union Administrators	3.7% (1)	7.4% (2)	77.8% (21)	11.1% (3)	2.96	27
School Administrators	5.3% (2)	26.3% (10)	55.3% (21)	13.2% (5)	2.76	38
Teacher Leaders in the School	0.0% (0)	17.4% (4)	73.9% (17)	8.7% (2)	2.91	23
Parent Leaders in the School	0.0% (0)	11.5% (3)	80.8% (21)	7.7% (2)	2.96	26
School Board Members	11.1% (3)	22.2% (6)	59.3% (16)	7.4% (2)	2.63	27
answered question						39
skipped question						0

12. I have confidence that local efforts to improve the quality of education are heading in the right direction.

	Strongly Disagree	Disagree	Agree	Strongly Agree	Rating Average	Rating Count
.	2.6% (1)	15.8% (6)	71.1% (27)	10.5% (4)	2.89	38
answered question						38
skipped question						1

13. There is good communication:

	Strongly Disagree	Disagree	Agree	Strongly Agree	Rating Average	Rating Count
Among teachers at the same grade level.	2.7% (1)	32.4% (12)	48.6% (18)	16.2% (6)	2.78	37
Among teachers across grade levels.	5.7% (2)	54.3% (19)	31.4% (11)	8.6% (3)	2.43	35
Between teachers and school administrators.	8.1% (3)	37.8% (14)	48.6% (18)	5.4% (2)	2.51	37
Between support staff and school administrators.	3.2% (1)	41.9% (13)	41.9% (13)	12.9% (4)	2.65	31
Between teachers and support staff.	0.0% (0)	24.3% (9)	56.8% (21)	18.9% (7)	2.95	37
Across departments or teams.	0.0% (0)	51.9% (14)	40.7% (11)	7.4% (2)	2.56	27
Between the schools in WWSU.	14.7% (5)	50.0% (17)	32.4% (11)	2.9% (1)	2.24	34
Between teachers and parents.	0.0% (0)	0.0% (0)	77.1% (27)	22.9% (8)	3.23	35
Between school staff and central office staff.	6.5% (2)	16.1% (5)	67.7% (21)	9.7% (3)	2.81	31
answered question						39
skipped question						0

14. Across the curriculum, the staff encourages students to reach high academic standards.

	Strongly Disagree	Disagree	Agree	Strongly Agree	Rating Average	Rating Count
.	0.0% (0)	2.6% (1)	71.1% (27)	26.3% (10)	3.24	38
answered question						38
skipped question						1

15. There are clearly stated school rules defining expectations for student behavior.

	Strongly Disagree	Disagree	Agree	Strongly Agree	Rating Average	Rating Count
.	0.0% (0)	2.6% (1)	53.8% (21)	43.6% (17)	3.41	39
answered question						39
skipped question						0

16. The staff gives ample information to students concerning:

	Strongly Disagree	Disagree	Agree	Strongly Agree	Rating Average	Rating Count
What they are expected to learn.	0.0% (0)	2.7% (1)	70.3% (26)	27.0% (10)	3.24	37
How their work will be judged.	0.0% (0)	11.1% (4)	63.9% (23)	25.0% (9)	3.14	36
How well they are progressing.	0.0% (0)	2.8% (1)	72.2% (26)	25.0% (9)	3.22	36
answered question						37
skipped question						2

17. The staff gives ample information to parents concerning:

	Strongly Disagree	Disagree	Agree	Strongly Agree	Rating Average	Rating Count
What their children are expected to learn.	0.0% (0)	11.1% (4)	69.4% (25)	19.4% (7)	3.08	36
How student work will be judged.	0.0% (0)	14.3% (5)	68.6% (24)	17.1% (6)	3.03	35
How their children are progressing.	0.0% (0)	0.0% (0)	80.6% (29)	19.4% (7)	3.19	36
answered question						36
skipped question						3

18. There is adequate parent involvement in the school.

	Strongly Disagree	Disagree	Agree	Strongly Agree	Rating Average	Rating Count
.	0.0% (0)	8.1% (3)	78.4% (29)	13.5% (5)	3.05	37
answered question						37
skipped question						2

19. I am satisfied with the procedures for evaluating my performance.

	Strongly Disagree	Disagree	Agree	Strongly Agree	Rating Average	Rating Count
.	8.3% (3)	27.8% (10)	58.3% (21)	5.6% (2)	2.61	36
answered question						36
skipped question						3

20. Decision making in this schools is:

	Strongly Disagree	Disagree	Agree	Strongly Agree	Rating Average	Rating Count
Clearly interpreted and understood	7.9% (3)	42.1% (16)	44.7% (17)	5.3% (2)	2.47	38
Inclusive of the school community	7.9% (3)	36.8% (14)	50.0% (19)	5.3% (2)	2.53	38
Respectful	2.7% (1)	27.0% (10)	62.2% (23)	8.1% (3)	2.76	37
Fair	2.7% (1)	32.4% (12)	56.8% (21)	8.1% (3)	2.70	37
Pro-active, timely, and consistent	13.5% (5)	43.2% (16)	37.8% (14)	5.4% (2)	2.35	37
Informed.	5.4% (2)	48.6% (18)	37.8% (14)	8.1% (3)	2.49	37
Based on generally agreed upon principles and goals.	8.3% (3)	22.2% (8)	61.1% (22)	8.3% (3)	2.69	36
answered question						39
skipped question						0

21. There is adequate effort to involve all members of the school community (educators, parents, and non-parent community members) in discussions concerning important school goals.

	Strongly Disagree	Disagree	Agree	Strongly Agree	Rating Average	Rating Count
.	2.7% (1)	21.6% (8)	67.6% (25)	8.1% (3)	2.81	37
answered question						37
skipped question						2

22. I am satisfied with the opportunities I have to provide input in how funds are spent at my school.

	Strongly Disagree	Disagree	Agree	Strongly Agree	Rating Average	Rating Count
.	2.9% (1)	32.4% (11)	55.9% (19)	8.8% (3)	2.71	34
answered question						34
skipped question						5

23. Professional development activities in our school are developed with sufficient input from staff.

	Strongly Disagree	Disagree	Agree	Strongly Agree	Rating Average	Rating Count
.	5.4% (2)	43.2% (16)	40.5% (15)	10.8% (4)	2.57	37
answered question						37
skipped question						2

24. Curriculum plans or policies in our school are developed with sufficient input from staff.

	Strongly Disagree	Disagree	Agree	Strongly Agree	Rating Average	Rating Count
.	0.0% (0)	29.4% (10)	58.8% (20)	11.8% (4)	2.82	34
answered question						34
skipped question						5

25. Relationships in this school are built on:

	Strongly Disagree	Disagree	Agree	Strongly Agree	Rating Average	Rating Count
Honesty	2.9% (1)	14.3% (5)	65.7% (23)	17.1% (6)	2.97	35
Trust	2.8% (1)	22.2% (8)	58.3% (21)	16.7% (6)	2.89	36
Mutual support	0.0% (0)	21.1% (8)	60.5% (23)	18.4% (7)	2.97	38
(Good/positive) Communication	2.8% (1)	30.6% (11)	52.8% (19)	13.9% (5)	2.78	36
Respect	0.0% (0)	8.3% (3)	69.4% (25)	22.2% (8)	3.14	36
Humor	2.9% (1)	25.7% (9)	54.3% (19)	17.1% (6)	2.86	35
answered question						38
skipped question						1





26. Students can and do find at least one adult in this school who they can talk with.

	Strongly Disagree	Disagree	Agree	Strongly Agree	Rating Average	Rating Count
.	0.0% (0)	5.1% (2)	66.7% (26)	28.2% (11)	3.23	39
answered question						39
skipped question						0


27. Most of the school's students:

	Strongly Disagree	Disagree	Agree	Strongly Agree	Rating Average	Rating Count
Behave with respect toward one another.	0.0% (0)	0.0% (0)	74.4% (29)	25.6% (10)	3.26	39
Behave with respect toward teachers and other adults.	0.0% (0)	0.0% (0)	73.7% (28)	26.3% (10)	3.26	38
answered question						39
skipped question						0




28. I am a:

		Response Percent	Response Count
Classroom Teacher		38.5%	15
Instructional Assistant/Paraeducator		15.4%	6
Certified Staff (other than classroom teacher)		35.9%	14
Other Staff		10.3%	4
answered question			39
skipped question			0

29. I work at:

		Response Percent	Response Count
Crossett Brook Middle School		0.0%	0
Fayston Elementary School		0.0%	0
Harwood Union High School		0.0%	0
Harwood Union Middle School		0.0%	0
Moretown Elementary School		0.0%	0
Thatcher Brook Primary School		100.0%	39
Waitsfield Elementary School		0.0%	0
Warren School		0.0%	0
		answered question	39
		skipped question	0

30. I have been working at this school for:

		Response Percent	Response Count
0-5 years		22.2%	8
6-10 years		19.4%	7
>10 years		58.3%	21
answered question			36
skipped question			3

31. If you wish, you may add comments in the box below.

	Response Count
	6
answered question	6
skipped question	33